

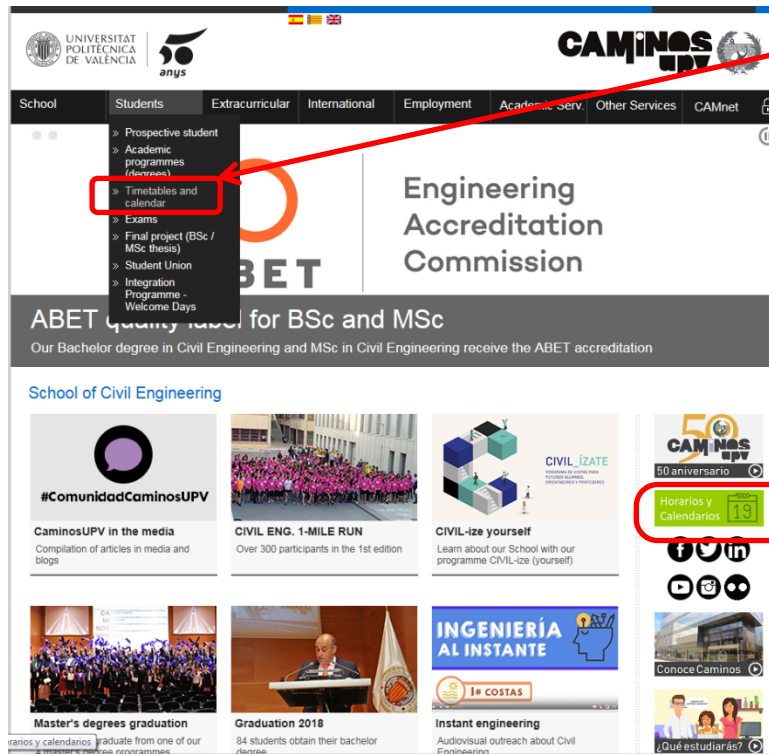
## SCHOOL OF CIVIL ENGINEERING (ETSICCP)

### TIMETABLES: WHERE TO FIND THEM AND HOW TO UNDERSTAND THEM

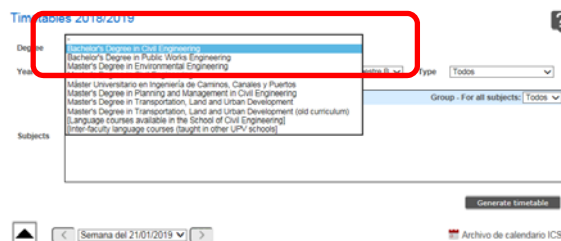
The website of the School of Civil Engineering has a section with the timetables of all classes offered by the School. There are 2 ways to find that section

[www.cam.upv.es/web/?idm=en](http://www.cam.upv.es/web/?idm=en) (direct link to the English version of the School website)

[www.cam.upv.es/web/](http://www.cam.upv.es/web/) (Spanish website > for English, click on the British flag on top)

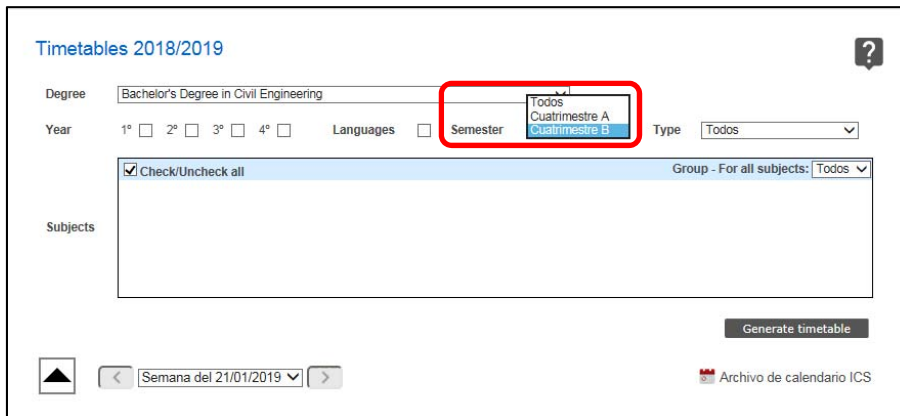


**STEP 1:** Select the degree programme in which you are interested (you can only select one degree programme at a time).



Incoming exchange students are allowed to combine classes from the different degrees offered by their host UPV Faculty/School (and also take some credits from other faculties). However, the online timetable generator does not offer this possibility.

**STEP 2: Select "Semester A", "Semester B" or both semesters ("Todos")**



Timetables 2018/2019

Degree: Bachelor's Degree in Civil Engineering

Year: 1<sup>o</sup>  2<sup>o</sup>  3<sup>o</sup>  4<sup>o</sup>  Languages  Semester: **Todos** (highlighted), Cuatrimestre A, Cuatrimestre B

Type: Todos

Check/Uncheck all Group - For all subjects: Todos

Subjects

Generate timetable

Semana del 21/01/2019

Archivo de calendario ICS

**STEP 3 (optional): select the year of the degree in which you are interested**



Timetables 2018/2019

Degree: Bachelor's Degree in Civil Engineering

Year: **1<sup>o</sup>** (highlighted), 2<sup>o</sup>, 3<sup>o</sup>, 4<sup>o</sup>

Languages  Semester: Cuatrimestre B

Type: Todos

Check/Uncheck all Group - For all subjects: Todos

Subjects

If you do not know in which year of a degree programme a certain course is set, or if you would like to see all the courses of a degree programme, then simply check all the boxes.

Please note that the timetables are designed for the ideal situation of students who are enrolled in courses (subjects) which are part of the same year of one single degree. Exchange students are allowed to pick and choose classes from different years of one degree and even from different degrees. Some combinations will be possible, but some will not be possible due to overlapping timetables.

**Frequent question: can I enroll in classes with overlapping timetables?** There is no simple answer. As a rule, we do not recommend it, specially if the classes overlap very often or every week. An occasional overlap in theory classes is sometimes not a big problem. You will just have to decide which class to attend, depending on the circumstances. In some courses, class attendance may be obligatory. In others, it is maybe not obligatory but it is recommended or simply necessary because of the teaching method. This information is normally explained by the instructor on the first day of class and it is also available in the official course description → You can download the course description if you using the following link: [https://aplicat.upv.es/buscasiupv-app/?p\\_idioma=i](https://aplicat.upv.es/buscasiupv-app/?p_idioma=i). Use the search engine to find the class that you are interested in, then click on the course name and look for the information about the course assessment. This information can be found both in the large grey box on your right, or clicking of "PFF Course description".

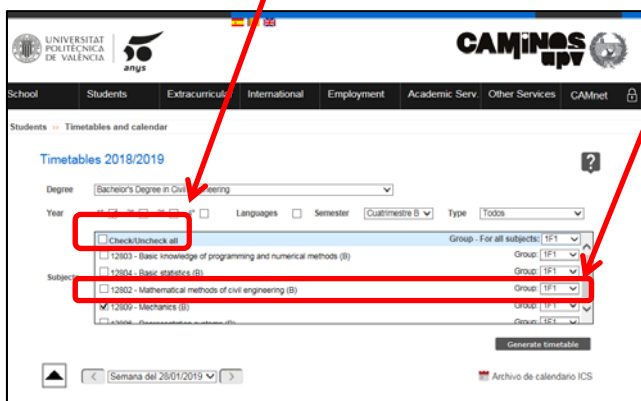
We strongly advise you not to miss any classes listed as classroom or laboratory practice. Otherwise, you will miss points which might be essential to pass the course and obtain the credits. It is usually not a huge problem if you have to miss a theory class occasionally, especially if you have a good relationship with other students in the class so that you can ask them for class notes or check with them if there was an

If you have questions about class attendance and/or the assessment method in a course, please check with the instructor in person during the class hours, ask by email or request an appointment.

**Frequent question: how can I contact a course instructor outside the normal classroom hours?**

The list of teaching staff of the School of Civil Engineering is available here: [http://www.cam.upv.es/web/get\\_personal.aspx?tipo=PDI](http://www.cam.upv.es/web/get_personal.aspx?tipo=PDI)

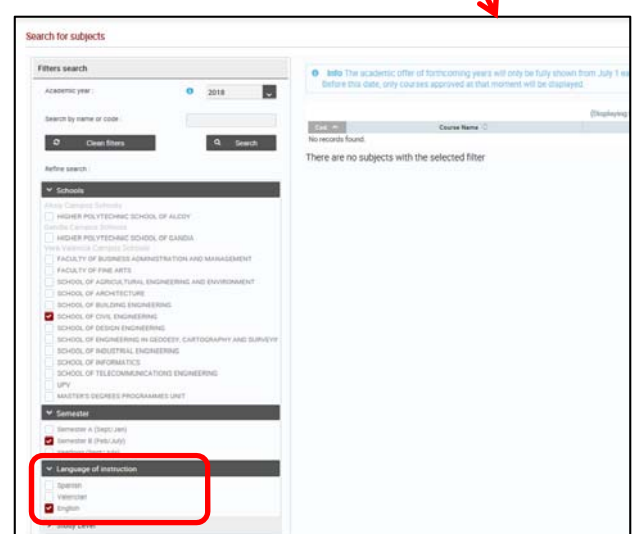

**STEP 4 (optional): uncheck all courses if you want to select only (one) specific course(s):**



Please note that this timetable generator has no filter to select classes taught in English. The case "Languages" only displays the foreign language courses (English, French, German) inside the bachelor level timetable charts. Also, remember that the English version of the School website does not mean that every course it taught in English. The list of courses taught in English can be checked in 2 different places:

Here: [www.cam.upv.es/web/?idm=en](http://www.cam.upv.es/web/?idm=en)

or here: [https://aplicat.upv.es/buscasiupv-app/?p\\_idioma=i](https://aplicat.upv.es/buscasiupv-app/?p_idioma=i)



Incoming students are generally not allowed to enroll in English language courses. French and German language classes are allowed, as long as you obtain the approval of the course instructor concerning your previous language level (not necessary for A1-level courses: absolute beginner).

**STEP 5 (optional):** select the group (timetable choice in which you are interested)

#### TIMETABLE CHOICES FOR THE SAME COURSE: GROUPS AND SUBGROUPS

Some classes have more than one timetable choice, specially obligatory courses. Electives often have only one timetable choice (=one group).

In the **Bachelor in Civil Engineering + Bachelor in Public Works Engineering**, Groups with an “F” normally have theory classes between 8:00 and 14:00 while groups with a “G” normally have theory classes after between 15:00 and 21:00. The number before letter F or G indicates if the course is taught in Year 1, Year 2, Year 3 or Year 4 of that degree. The number after letter F or G indicates that the classroom group is split into smaller groups for practical and laboratory classes. These hours of class are very important in order to collect points for your final grade and their timetables are different from the theory classes; they usually take place 2 or 3 times per semester, sometimes more, depending on the course. Here are some examples of group names:

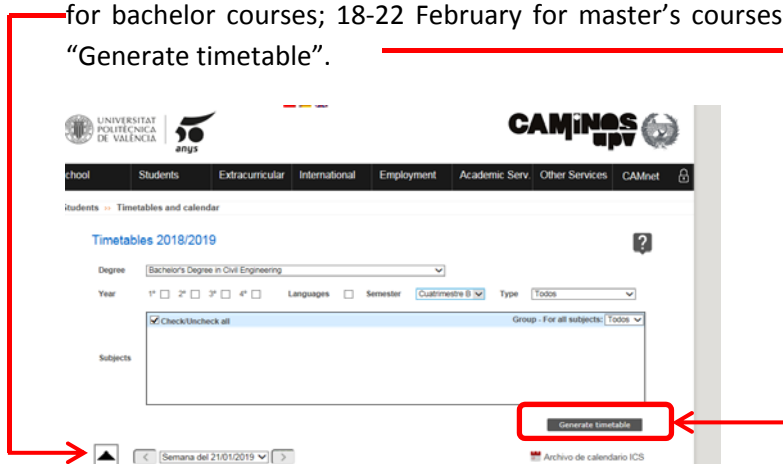
↓ ↓ ↓  
1F1,1F2,1F3: year 1, morning groups (F), 3 different subgroups for practice and laboratory classes

↓ ↓ ↓  
2G1,2G2,2G3: year 2, afternoon-evening groups (G), 3 different subgroups for practice and laboratory classes

In the **Master’s Degree in Civil Engineering**, classes of groups with an “M” normally take place between 8:00 and 14:00, while groups with an “N” are normally afternoon-evening classes between 16:00 and 21:00.

Elective courses only have one timetable choice, and they may take place before or after lunch time.

**STEP 6:** Once you have checked all the options, select the first week of classes (28 January-1 Feb. for bachelor courses; 18-22 February for master’s courses), then finally click on the grey button “Generate timetable”.



The screenshot shows the CAMINOS upv website interface for selecting a timetable. The page title is "Timetables 2018/2019". The user is currently viewing the "Bachelor's Degree in Civil Engineering". The "Year" filter is set to "1st". The "Semester" is set to "Customizability". The "Type" is set to "Todos". There is a "Check/Uncheck all" checkbox which is checked. At the bottom of the page, there is a "Semana del 21/01/2019" dropdown and a "Generate timetable" button, which is highlighted with a red box and an arrow pointing to it from the text above.

**IMPORTANT: You must navigate through ALL the different weeks of the semester.** Theory classes are quite stable and they normally take place at the same time every week. However, there may be small changes, specially due to bank holidays. **It is essential that you check the timetable for your desired courses for the entire semester and that you identify if you have any practical and laboratory courses outside the normal weekly (theory) hours.**

Below: screenshot of the timetable of all the courses in MSc Civil Engineering Year 2 – semester B (all of them are electives and have only one timetable choice, named “group 2OPM1”)

If you place the mouse pointer over a certain course, you will obtain additional and very useful information (language of instruction of the course, classroom location and name of the instructor).

**Course Code:** 33532  
**Subject:** Art and Aesthetics in Civil Engineering  
**Day:** 19/02/2019  
**Time:** 08:00-10:00  
**Group:** 2OPM1  
**POD Group:** TA-1  
**Language:** English  
**Type:** Theory  
**Classroom:** Classroom F 2 - Building 40  
**Floor:** 2  
**Building:** V 40.2.006  
**Instructor:** Juan María Songel Gonzalez

**LOCATION OF CLASSROOMS IN THE SCHOOL** [www.cam.upv.es/web/?idm=en](http://www.cam.upv.es/web/?idm=en)  
 School > Facilities and Spaces

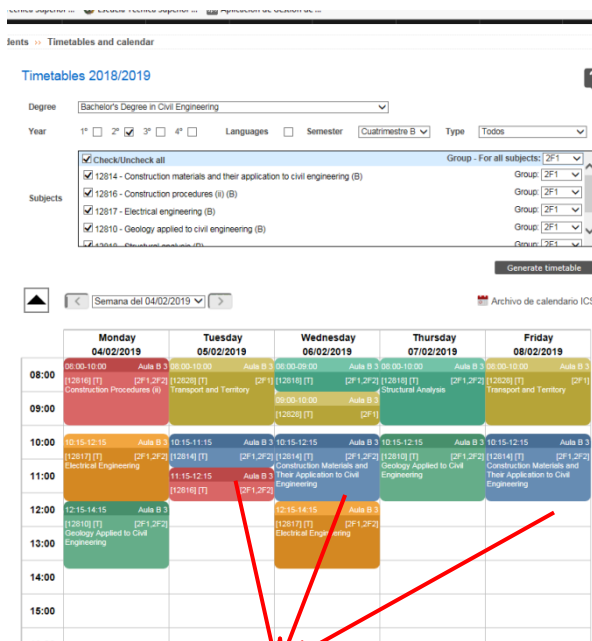
## SPECIAL TIMETABLES FOR LABORATORY AND PRACTICAL CLASSES

As you move along the timetables of the different weeks of the semester, you will notice that some courses are displayed in grey boxes, although the top part of the box keeps the same bright colour as in previous screens. Those are the different subgroups in which the main (theory) group of a course is split several days per semester to attend in practical classes in the School's laboratories or computer classrooms

In some master's degrees, the change of colour is not paired with a different timetable or with a division of the larger group in smaller groups, but there is a change of location (from a normal classroom to a computer classroom or a laboratory).

Year 2 Bachelor Civil Engineering, week 4-8 February

Year 2 Bachelor Civil Engineering, week 18-22 February



Timetables 2018/2019

Degree: Bachelor's Degree in Civil Engineering

Year:  1<sup>o</sup>  2<sup>o</sup>  3<sup>o</sup>  4<sup>o</sup>

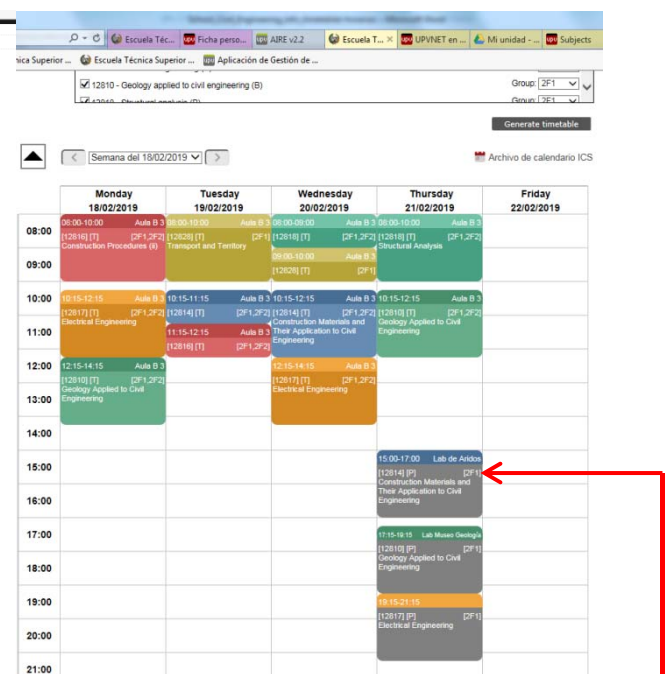
Subjects:

- 12814 - Construction materials and their application to civil engineering (B)
- 12816 - Construction procedures (II) (B)
- 12817 - Electrical engineering (B)
- 12810 - Geology applied to civil engineering (B)

Generate timetable

	Monday 04/02/2019	Tuesday 05/02/2019	Wednesday 06/02/2019	Thursday 07/02/2019	Friday 08/02/2019
08:00	08:00-10:00 Aula B 3 (12816) [T] (DP1,2F2) (12826) [T] (12828) [T]	08:00-10:00 Aula B 3 (12814) [T] (DP1,2F2) (12816) [T]	08:00-09:00 Aula B 3 (12818) [T] (12820) [T]	08:00-10:00 Aula B 3 (12818) [T] (12820) [T]	08:00-10:00 Aula B 3 (12818) [T] (12820) [T]
09:00			09:00-10:00 Aula B 3 (12818) [T] (12820) [T]		
10:00	10:15-12:15 Aula B 3 (12817) [T] (DP1,2F2) (12819) [T]	10:15-11:15 Aula B 3 (12814) [T] (DP1,2F2) (12816) [T]	10:15-12:15 Aula B 3 (12818) [T] (12820) [T]	10:15-12:15 Aula B 3 (12818) [T] (12820) [T]	10:15-12:15 Aula B 3 (12818) [T] (12820) [T]
11:00		11:15-12:15 Aula B 3 (12814) [T] (DP1,2F2) (12816) [T]			
12:00	12:15-14:15 Aula B 3 (12816) [T] (DP1,2F2) (12818) [T]		12:15-14:15 Aula B 3 (12818) [T] (12820) [T]		
13:00					
14:00					
15:00					

"Construction materials and their application to Civil Engineering". Theory classes for all the F (morning) subgroups



Semana del 18/02/2019

	Monday 18/02/2019	Tuesday 19/02/2019	Wednesday 20/02/2019	Thursday 21/02/2019	Friday 22/02/2019
08:00	08:00-10:00 Aula B 3 (12816) [T] (DP1,2F2) (12826) [T] (12828) [T]	08:00-10:00 Aula B 3 (12814) [T] (DP1,2F2) (12816) [T]	08:00-09:00 Aula B 3 (12818) [T] (12820) [T]	08:00-09:00 Aula B 3 (12818) [T] (12820) [T]	08:00-10:00 Aula B 3 (12818) [T] (12820) [T]
09:00			09:00-10:00 Aula B 3 (12818) [T] (12820) [T]		
10:00	10:15-12:15 Aula B 3 (12817) [T] (DP1,2F2) (12819) [T]	10:15-11:15 Aula B 3 (12814) [T] (DP1,2F2) (12816) [T]	10:15-12:15 Aula B 3 (12818) [T] (12820) [T]	10:15-12:15 Aula B 3 (12818) [T] (12820) [T]	10:15-12:15 Aula B 3 (12818) [T] (12820) [T]
11:00		11:15-12:15 Aula B 3 (12814) [T] (DP1,2F2) (12816) [T]			
12:00	12:15-14:15 Aula B 3 (12816) [T] (DP1,2F2) (12818) [T]		12:15-14:15 Aula B 3 (12818) [T] (12820) [T]		
13:00					
14:00					
15:00				15:00-17:00 Lab de Andos (12814) [P] (DP1,2F2) (12816) [P] (DP1,2F2) (12818) [P] (DP1,2F2) (12820) [P] (DP1,2F2)	
16:00					
17:00				17:15-19:15 Lab Muros Geotéc (12818) [P] (DP1,2F2) (12820) [P] (DP1,2F2)	
18:00					
19:00				19:15-21:15 (12817) [P] (DP1,2F2) (12819) [P] (DP1,2F2)	
20:00					
21:00					

"Construction materials and their application to Civil Engineering". Different timetable this week, laboratory practice only for subgroup 2F1

We strongly advice you not to miss any classes listed as classroom or laboratory practice. Otherwise, you will miss points which might be essential to pass the course and obtain the credits.

TAKE GOOD NOTE OF WHICH GROUP AND SUBGROUP (IF ANY) YOU WOULD LIKE TO HAVE FOR EACH OF YOUR DESIRED COURSES. YOU WILL HAVE TO SELECT IT ONLINE DURING THE ENROLLMENT PERIOD ON THE AIRE SYSTEM: <https://aplicat.upv.es/aire-app/>